



YEARS / AÑOS



PRODUCT CATALOG
CATÁLOGO DE PRODUCTOS

PRESIDENT'S LETTER

It was the year of 1946 when Spanish migrants seeking a better life in Brazil, came together to start a small shop specialized in the making and selling of umbrellas in the neighborhood of Botafogo, in the city of Rio de Janeiro. In 1965, my father, Francisco Conde Masid, joined this society.

In 1990, due to a car crash, my father came to pass. At the time, although only at the age of thirteen, this event made me understand that I would have to help my mother to take care of our family. My father had taught me the importance of hard work, and values like candidness and perseverance, so I stood tall, started working in the shop, learning everything I could in the process.

I would like to highlight the important role of my mother, Noemis Pinheiro, who, in spite of my young age, saw in me an entrepreneurial spirit, having the vision and courage to allow me to be in charge of the family's businesses.

While growing older and gaining the business' partners' trust, I also highlight the importance of Mr. Mário Laso, who gradually inserted me into the management of the shop, still at the age of sixteen.

In the year of 1997, we took the decision to expand the shop's products, then adding the manufacturing of beach chairs. With tremendous effort and dedication, the business grew, allowing us to move to a new location in Avenida Brasil. In 1999, we then begun the manufacturing of ladders and clotheslines, expanding our shop's presence to the neighborhood of Bonsucesso. At this point, Botafogo already employed 60 people.

The insertion of new products led to a significant spike in sales, through which, in 2003 we were able to open our first factory in the city of Duque de Caxias, with 12,300m² (ca. 132,396ft²) of terrain and 8,000m² (ca. 86,110ft²) of shed.


With the factory, the company's growth accelerated, and in 2007, Botafogo was considered one of the major ladder manufacturers in the country. Propelled by Brazil's positive financial moment, we opened another production center in the city of Três Rios in the year of 2009.

In 2011, I took a major step forward. I acquired the remaining shares pertaining to the company, investing everything in the construction of a new industrial complex of 70,000m² (ca. 753,474ft²) in the city of Paracambi. The construction work begun in 2012, and in 2013 we started hiring employees. I am forever and deeply thankful to the local people of Paracambi and neighboring areas, who have always supported the ideas and aspirations I had.

In 2021, we complete 75 years of history, for which I feel deep pride and gratification. As of this year, our products can be acquired in over 25,000 locations spread out through 8 countries.

Bearing a lot of satisfaction, I can affirm that we as Botafogo are the biggest and most thorough ladder manufacturers in both Brazil and South America. Botafogo is also recognized by the quality of its home-oriented lines, such as our beach chairs, beach/sun umbrellas and general accessories for the household and well-being.

It fills me with pride to be able to travel through our country and see the products of Botafogo adorning people's homes and the world's most beautiful beaches.



Juan C. C. Pinheiro



Creating products for a better life.



15 STEPS/ESCALONES
 REF.: EFR9928


DOES NOT CONDUCT
ELECTRICITY
NO CONDUCE ELECTRICIDAD

WARRANTY
1 YEAR


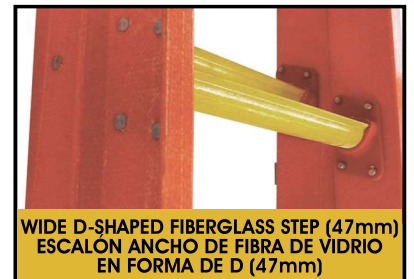


LOAD CAPACITY
CAPACIDAD MÁXIMA
150kg

NCM
3925.90.90

HEIGHTS / ALTURAS

	CLOSED CERRADA	EXTENDED EXTENDIDA
13 S +(4)	3,29 m	4,25 m
15 S +(4)	3,59 m	4,85 m
17 S +(4)	3,89 m	5,45 m
19 S +(4)	4,19 m	6,05 m
21 S +(4)	4,49 m	6,65 m
23 S +(4)	4,79 m	7,25 m
25 S +(4)	5,09 m	7,85 m
27 S +(4)	5,39 m	8,45 m
29 S +(4)	5,69 m	9,05 m
31 S +(4)	5,99 m	9,65 m


PRODUCT

EXTENSIVE FIBERGLASS	REF	GTIN 13	WEIGHT/PESO (kg)	SIZE TAMAÑO (CM) EXTENDED ESTENDIDO
PROF. ROBUSTA 13S + (4) 4,25m	EFR9927	789896319927-4	18,41	44,5 x 14,5 x 425,0
PROF. ROBUSTA 15S + (4) 4,85m	EFR9928	789896319928-1	20,04	44,5 x 14,5 x 485,0
PROF. ROBUSTA 17S + (4) 5,45m	EFR9929	789896319929-8	21,67	44,5 x 14,5 x 545,0
PROF. ROBUSTA 19S + (4) 6,05m	EFR9930	789896319930-4	23,30	44,5 x 14,5 x 605,0
PROF. ROBUSTA 21S + (4) 6,65m	EFR9931	789896319931-1	24,43	44,5 x 14,5 x 665,0
PROF. ROBUSTA 23S + (4) 7,25m	EFR9932	789896319932-8	26,47	44,5 x 14,5 x 725,0
PROF. ROBUSTA 25S + (4) 7,85m	EFR9933	789896319933-5	27,68	44,5 x 14,5 x 785,0
PROF. ROBUSTA 27S + (4) 8,45m	EFR9934	789896319934-2	29,30	44,5 x 14,5 x 845,0
PROF. ROBUSTA 29S + (4) 9,05m	EFR9935	789896319935-9	30,93	44,5 x 14,5 x 905,0
PROF. ROBUSTA 31S + (4) 9,65m	EFR9936	789896319936-6	32,56	44,5 x 14,5 x 965,0

PACKING / EMBALAJE


UNITS UNIDADES	SIZE TAMAÑO (CM) CLOSED CERRADA	VOLUME VOLUMEN (m ³)	WEIGHT PESO (kg)
01	46,0 x 15,5 x 329,5	0,234	18,63
01	46,0 x 15,5 x 359,5	0,256	20,28
01	46,0 x 15,5 x 389,5	0,277	21,93
01	46,0 x 15,5 x 419,5	0,299	23,58
01	46,0 x 15,5 x 449,5	0,320	24,74
01	46,0 x 15,5 x 479,5	0,341	26,80
01	46,0 x 15,5 x 509,5	0,363	28,03
01	46,0 x 15,5 x 539,5	0,384	29,67
01	46,0 x 15,5 x 569,5	0,406	31,32
01	46,0 x 15,5 x 599,5	0,427	32,97

LOAD CAPACITY
CAPACIDAD MÁXIMA
120kg

NCM
3925.90.90

HEIGHTS / ALTURAS

	CLOSED CERRADA	EXTENDED EXTENDIDA
11 S+(4)	3,29 m	4,25 m
13 S+(4)	3,59 m	4,85 m
15 S+(4)	3,89 m	5,45 m
17 S+(4)	4,19 m	6,05 m
19 S+(4)	4,49 m	6,65 m



13 STEPS/ESCALONES
REF.: EFP9913



PRODUCT					PACKING / EMBALAJE			
EXTENSIVE FIBERGLASS	REF	GTIN 13	WEIGHT/PESO (kg)	SIZE TAMAÑO (CM) EXTENDED ESTENDIDO	UNITS UNIDADES	SIZE TAMAÑO (CM) CLOSED CERRADA	VOLUME VOLUMEN (m³)	WEIGHT PESO (kg)
PRATIC 11S + (4) 4,25m	EFP9911	789896319911-3	11,21	38,0 x 14,0 x 425,0	01	38,5 x 14,5 x 329,5	0,175	11,37
PRATIC 13S + (4) 4,85m	EFP9913	789896319913-7	12,61	38,0 x 14,0 x 485,0	01	38,5 x 14,5 x 359,5	0,191	12,78
PRATIC 15S + (4) 5,45m	EFP9915	789896319915-1	14,02	38,0 x 14,0 x 545,0	01	38,5 x 14,5 x 389,5	0,207	14,20
PRATIC 17S + (4) 6,05m	EFP9917	789896319917-5	15,53	38,0 x 14,0 x 605,0	01	38,5 x 14,5 x 419,5	0,223	15,72
PRATIC 19S + (4) 6,65m	EFP9919	789896319919-9	16,97	38,0 x 14,0 x 665,0	01	38,5 x 14,5 x 449,5	0,239	17,17

07 STEPS/ESCALONES

REF.: EFR9921


 DOES NOT CONDUCT
 ELECTRICITY
 NO CONDUCE ELETRICIDAD

 WARRANTY
 1 YEAR

 LOAD CAPACITY
 CAPACIDAD MAXIMA
150kg
NCM
 3925.90.90

HEIGHTS / ALTURAS

OPEN / ABIERTA

05 S	1,42 m
07 S	1,99 m
09 S	2,56 m
11 S	3,14 m
13 S	3,73 m
15 S	4,31 m
17 S	4,89 m


THICK STEP / ESCALÓN ANCHO

**CLOSING SYSTEM PROTECTION
 SISTEMA ANTI CIERRE**

**NON-SLIPPERY RUBBER FOOT
 PIES DE GOMA ANTIDESLIZANTE**

PRODUCT					PACKING / EMBALAJE			
DOUBLE LADDER FIBERGLASS	REF	GTIN 13	WEIGHT/PESO (kg)	SIZE TAMAÑO (CM) OPEN ABIERTA	UNITS UNIDADES	SIZE TAMAÑO (CM) CLOSED CERRADA	VOLUME VOLUMEN (m ³)	WEIGHT PESO (kg)
PROFESSIONAL ROBUST 5S	EFR9920	789896319920-5	9,83	46,0 x 97,0 x 142	01	46 x 22 x 146	0,143	9,93
PROFESSIONAL ROBUST 7S	EFR9921	789896319921-2	13,22	51,5 x 128,5 x 199	01	51,5 x 22 x 206	0,225	13,32
PROFESSIONAL ROBUST 9S	EFR9922	789896319922-9	16,67	57,5 x 158,5 x 256	01	57,5 x 22 x 266	0,323	16,87
PROFESSIONAL ROBUST 11S	EFR9923	789896319923-6	20,81	63,5 x 188 x 314	01	63,5 x 22 x 327,5	0,441	21,04
PROFESSIONAL ROBUST 13S	EFR9924	789896319924-3	24,61	69 x 221 x 373	01	69 x 22 x 387	0,563	24,81
PROFESSIONAL ROBUST 15S	EFR9925	789896319925-0	28,14	75 x 252 x 431	01	75 x 22 x 447	0,710	28,55
PROFESSIONAL ROBUST 17S	EFR9926	789896319926-7	32,98	81,5 x 282 x 489	01	81,5 x 22 x 507	0,877	33,28

LOAD CAPACITY
CAPACIDAD MÁXIMA
120kg

NCM
3925.90.90

HEIGHTS / ALTURAS

OPEN / ABIERTA

03 S	0,93 m
04 S	1,18 m
05 S	1,41 m
06 S	1,64 m
07 S	1,90 m
08 S	2,13 m



06 STEPS/ESCALONES
REF.: EFP9901



WARRANTY
1 YEAR




PRODUCT				
FIBERGLASS STEP LADDER	REF	GTIN 13	WEIGHT/PESO (kg)	SIZE TAMAÑO (CM) OPEN ABIERTA
FIBERGLASS 3 STEPS LADDER	EFP5907	789899415907-0	3,965	41,2 x 61,5 x 93,0
FIBERGLASS 4 STEPS LADDER	EFP5908	789899415908-7	4,755	43,2 x 75,2 x 118,0
FIBERGLASS 5 STEPS LADDER	EFP5909	789899415909-4	5,490	46,0 x 87,0 x 141,5
FIBERGLASS 6 STEPS LADDER	EFP9901	789896319901-4	6,270	48,7 x 99,5 x 164,5
FIBERGLASS 7 STEPS LADDER	EFP9902	789896319902-1	7,205	51,0 x 114,5 x 190,0
FIBERGLASS 8 STEPS LADDER	EFP9903	789896319903-8	8,090	53,3 x 127,0 x 213,5

PACKING / EMBALAJE			
UNITS UNIDADES	SIZE TAMAÑO (CM) CLOSED CERRADA	VOLUME VOLUMEN (m³)	WEIGHT PESO (kg)
01	41,2 x 16,5 x 99,5 (cm)	0,067 m³	4,075 (kg)
01	43,2 x 16,5 x 125,0 (cm)	0,089 m³	4,870 (kg)
01	46,0 x 16,5 x 149,5 (cm)	0,113 m³	5,625 (kg)
01	48,7 x 16,5 x 175,3 (cm)	0,140 m³	6,560 (kg)
01	51,0 x 16,5 x 201,0 (cm)	0,169 m³	7,385 (kg)
01	53,3 x 16,5 x 222,4 (cm)	0,196 m³	8,280 (kg)

LOAD CAPACITY
 CAPACIDAD MÁXIMA
120kg
NCM
 7616.99.00

HEIGHTS / ALTURAS
OPEN / ABIERTA

03 S	0,93 m
04 S	1,18 m
05 S	1,41 m
06 S	1,64 m
07 S	1,90 m
08 S	2,13 m


05 STEPS/ESCALONES

REF.: EAP5905


WARRANTY
1 YEAR

THICK STEP / ESCALÓN ANCHO

CLOSING SYSTEM PROTECTION
SISTEMA ANTI CIERRE

TOOL HOLDER
SOPORTE PARA HERRAMIENTAS

PRODUCT					PACKING / EMBALAJE			
STEPLADDER ALUMINIUM	REF	GTIN 13	WEIGHT/PESO (kg)	SIZE TAMAÑO (CM) OPEN ABIERTA	UNITS UNIDADES	SIZE TAMAÑO (CM) CLOSED CERRADA	VOLUME VOLUMEN (m ³)	WEIGHT PESO (kg)
ALUMINIUM 3 STEPS LADDER	EAP5903	790815540678-0	3,83	41,2 x 61,5 x 93,0	01	41,2 x 16,5 x 99,5	0,067	3,93
ALUMINIUM 4 STEPS LADDER	EAP5904	790815540677-3	4,39	43,2 x 75,2 x 118,0	01	43,2 x 16,5 x 125,0	0,089	4,24
ALUMINIUM 5 STEPS LADDER	EAP5905	790815540676-6	5,07	46,0 x 87,0 x 141,5	01	46,0 x 16,5 x 149,5	0,113	5,19
ALUMINIUM 6 STEPS LADDER	EAP5906	790815540675-9	5,75	48,7 x 99,5 x 164,5	01	48,7 x 16,5 x 175,3	0,140	5,88
ALUMINIUM 7 STEPS LADDER	EAP5907	790815540674-2	6,68	51,0 x 114,5 x 190,0	01	51,0 x 16,5 x 201,0	0,169	6,83
ALUMINIUM 8 STEPS LADDER	EAP5908	790815540673-5	7,30	53,3 x 127,0 x 213,5	01	53,3 x 16,5 x 224,0	0,196	7,45

2X9 STEPS/ESCALONES

REF.: ESC0618

WARRANTY
1 YEAR



LOAD CAPACITY
CAPACIDAD MÁXIMA
150kg

NCM
7616.99.00

HEIGHTS / ALTURAS

EXTENDED / EXTENDIDA

5 x 2 S	2,20 m
6 x 2 S	2,76 m
7 x 2 S	3,32 m
8 x 2 S	4,10 m
9 x 2 S	4,44 m
10 x 2 S	5,00 m
11 x 2 S	5,76 m
12 x 2 S	6,12 m
13 x 2 S	6,93 m
14 x 2 S	7,45 m
15 x 2 S	7,80 m



CLOSED / CERRADA

5 x 2 S	1,56 m
6 x 2 S	1,85 m
7 x 2 S	2,12 m
8 x 2 S	2,48 m
9 x 2 S	2,68 m
10 x 2 S	2,96 m
11 x 2 S	3,24 m
12 x 2 S	3,52 m
13 x 2 S	3,81 m
14 x 2 S	4,18 m
15 x 2 S	4,36 m



PAINTER / PINTOR

5 x 2 S	1,31 m
6 x 2 S	1,56 m
7 x 2 S	1,84 m
8 x 2 S	2,07 m
9 x 2 S	2,35 m
10 x 2 S	2,62 m
11 x 2 S	3,06 m
12 x 2 S	3,13 m
13 x 2 S	3,46 m
14 x 2 S	3,84 m
15 x 2 S	4,04 m



STABILIZING BAR
BARRA ESTABILIZADORA

PRODUCT				
EXTENSIVE ALUMINIUM	REF	GTIN 13	WEIGHT/PESO (kg)	SIZE TAMAÑO (CM) PAINTER PINTOR
EXTENSIVE LADDER 5X2 S	ESC0614	790815540271-3	6,12	62,7 x 94,0 x 131,5
EXTENSIVE LADDER 6X2 S	ESC0615	790815540272-0	6,92	62,7 x 95,0 x 155,9
EXTENSIVE LADDER 7X2 S	ESC0616	790815540273-7	7,91	62,7 x 124,0 x 184,0
EXTENSIVE LADDER 8X2 S	ESC0617	790815540274-4	8,90	62,7 x 154,5 x 207,5
EXTENSIVE LADDER 9X2 S	ESC0618	790815540275-1	9,36	62,7 x 173,0 x 235,0
EXTENSIVE LADDER 10X2 S	ESC0619	790815540276-8	11,09	72,3 x 190,5 x 262,0
EXTENSIVE LADDER 11X2 S	ESC0620	790815540277-5	12,02	72,3 x 217,5 x 306,0
EXTENSIVE LADDER 12X2 S	ESC0621	790815540278-2	13,02	72,3 x 237,5 x 313,5
EXTENSIVE LADDER 13X2 S	ESC0622	790815540279-9	13,88	72,3 x 257,5 x 343,5
EXTENSIVE LADDER 14X2 S	ESC0623	790815540280-5	14,86	93,0 x 274,0 x 384,0
EXTENSIVE LADDER 15X2 S	ESC0624	790815540281-2	16,40	93,0 x 304,0 x 404,0

PACKING / EMBALAJE				
UNITS UNIDADES	SIZE TAMAÑO (CM) CLOSED CERRADA	VOLUME VOLUMEN (m ³)	WEIGHT PESO (kg)	
01	41,0 x 14,0 x 156,5	0,089	6,24	
01	41,0 x 14,0 x 185,5	0,106	7,05	
01	41,0 x 14,0 x 212,5	0,121	8,04	
01	41,0 x 14,0 x 240,5	0,138	9,04	
01	41,0 x 14,0 x 268,5	0,154	9,50	
01	41,0 x 14,0 x 296,5	0,170	11,25	
01	41,0 x 14,0 x 324,5	0,186	12,17	
01	41,0 x 14,0 x 352,5	0,202	13,18	
01	41,0 x 14,0 x 380,5	0,218	14,05	
01	41,0 x 14,0 x 408,5	0,234	15,04	
01	41,0 x 14,0 x 436,5	0,250	16,61	

3X11 STEPS/ESCALONES
 REF.: ESC0711

WARRANTY
1 YEAR

LOAD CAPACITY
CAPACIDAD MÁXIMA
150kg
NCM
7616.99.00
HEIGHTS / ALTURAS
EXTENDED / EXTENDIDA

7 X 3 D	4,45 m
9 X 3 D	6,13 m
11 X 3 D	7,82 m


CLOSED / CERRADA

7 X 3 D	2,18 m
9 X 3 D	2,73 m
11 X 3 D	3,29 m


PAINTER / PINTOR

7 X 3 D	1,81 m
9 X 3 D	2,30 m
11 X 3 D	2,80 m


**EXTENDED PAINTER/
PINTOR EXTENDIDA**

7 X 3 D	2,64 m
9 X 3 D	3,66 m
11 X 3 D	4,68 m


STABILIZING BAR
BARRA ESTABILIZADORA
PRODUCT

EXT ALUMINIUM TRIPLE	REF	GTIN 13	WEIGHT/PESO (kg)	SIZE TAMAÑO (cm)
				PANTOR PINTOR
EXT. LADDER TRIPLE 7X3 S	ESC0707	790815540721-3	13,08 (kg)	117,0 x 15,5 x 445,0 (cm)
EXT. LADDER TRIPLE 7X3 S	ESC0709	790815540722-0	15,80 (kg)	117,0 x 15,5 x 613,5 (cm)
EXT. LADDER TRIPLE 11X3 S	ESC0711	790815540723-7	18,53 (kg)	117,0 x 15,5 x 782,0 (cm)

PACKING / EMBALAJE

UNITS UNIDADES	SIZE TAMAÑO (cm)	VOLUME VOLUMEN (m³)	WEIGHT PESO (kg)
	CLOSED CERRADA		
01	47,0 x 15,5 x 217,5 (cm)	0,158 m³	13,48 (kg)
01	47,0 x 15,5 x 273,0 (cm)	0,198 m³	16,20 (kg)
01	47,0 x 15,5 x 328,5 (cm)	0,239 m³	18,93 (kg)

LOAD CAPACITY
 CAPACIDAD MÁXIMA
150kg

NCM
 7616.99.00

HEIGHTS / ALTURAS

05 S	1,53 m
06 S	1,81 m
07 S	2,09 m
08 S	2,37 m
09 S	2,65 m
10 S	2,93 m
11 S	3,21 m
12 S	3,49 m
13 S	3,77 m
14 S	4,05 m
15 S	4,33 m



9 STEPS/ESCALONES
 REF.: ESC0607



WARRANTY
1 YEAR



LARGE STEPS
ESCALONES LARGOS



NON-SLIPPERY RUBBER FOOT
PIES DE GOMA ANTI-DESIZANTE

PRODUCT				
SIMPLE ALUMINUM LADDER	REF	GTIN 13	WEIGHT/PESO (kg)	SIZE TAMAÑO (CM) OPEN ABIERTA
SIMPLE LADDER 5 S	ESC0603	790815540282-9	2,42	41,0 x 6,4 x 153,0
SIMPLE LADDER 6 S	ESC0604	790815540283-6	2,86	41,0 x 6,4 x 181,0
SIMPLE LADDER 7 S	ESC0605	790815540284-3	3,30	41,0 x 6,4 x 209,0
SIMPLE LADDER 8 S	ESC0606	790815540285-0	3,74	41,0 x 6,4 x 237,0
SIMPLE LADDER 9 S	ESC0607	790815540286-7	4,18	41,0 x 6,4 x 265,0
SIMPLE LADDER 10 S	ESC0608	790815540287-4	4,62	41,0 x 6,4 x 293,0
SIMPLE LADDER 11 S	ESC0609	790815540288-1	5,06	41,0 x 6,4 x 321,0
SIMPLE LADDER 12 S	ESC0610	790815540289-8	5,50	41,0 x 6,4 x 349,0
SIMPLE LADDER 13 S	ESC0611	790815540290-4	5,94	41,0 x 6,4 x 377,0
SIMPLE LADDER 14 S	ESC0612	790815540291-1	6,38	41,0 x 6,4 x 405,0
SIMPLE LADDER 15 S	ESC0613	790815540292-8	6,82	41,0 x 6,4 x 433,0

PACKING / EMBALAJE			
UNITS UNIDADES	SIZE TAMAÑO (CM) CLOSED CERRADA	VOLUME VOLUMEN (m³)	WEIGHT PESO (kg)
01	41,0 x 6,5 x 153,5	0,041	2,51
01	41,0 x 6,5 x 181,5	0,048	2,96
01	41,0 x 6,5 x 209,5	0,056	3,41
01	41,0 x 6,5 x 237,5	0,063	3,86
01	41,0 x 6,5 x 265,5	0,071	4,31
01	41,0 x 6,5 x 293,5	0,078	4,76
01	41,0 x 6,5 x 321,5	0,086	5,21
01	41,0 x 6,5 x 349,5	0,093	5,66
01	41,0 x 6,5 x 377,5	0,101	6,11
01	41,0 x 6,5 x 405,5	0,108	6,56
01	41,0 x 6,5 x 433,5	0,116	7,01

8X2 STEPS/ESCALONES


REF.: ESC0579


WARRANTY
1 YEAR

 LOAD CAPACITY
 CAPACIDAD MÁXIMA
150kg
NCM
 7616.99.00

HEIGHTS / ALTURAS
EXTENDED / EXTENDIDA

5 x 2 S	2,98 m
6 x 2 S	3,54 m
7 x 2 S	4,10 m
8 x 2 S	4,66 m
9 x 2 S	5,22 m


PAINTER / PINTOR

5 x 2 S	1,46 m
6 x 2 S	1,72 m
7 x 2 S	1,98 m
8 x 2 S	2,25 m
9 x 2 S	2,52 m


PRECISE JOINTS
ARTICULACIONES PRECISAS

STABILIZING BAR
BARRA ESTABILIZADORA
PRODUCT

MULTIFUNCTION ALUMINIUM LADDER	REF	GTIN 13	WEIGHT/PESO (kg)	SIZE TAMAÑO (CM) PAINTER PINTOR
MULTIFUNCTION LADDER 5X2 S	ESC0576	790815540295-9	6,26	63,0 x 103,0 x 146,0
MULTIFUNCTION LADDER 5X2 S	ESC0577	790815540296-6	7,49	63,0 x 120,5 x 172,0
MULTIFUNCTION LADDER 5X2 S	ESC0578	790815540297-3	8,72	63,0 x 138,0 x 198,0
MULTIFUNCTION LADDER 5X2 S	ESC0579	790815540298-0	8,91	63,0 x 155,0 x 225,0
MULTIFUNCTION LADDER 5X2 S	ESC0580	790815540299-7	10,14	63,0 x 172,0 x 252,0

PACKING / EMBALAJE

UNITS UNIDADES	SIZE TAMAÑO (CM) CLOSED CERRADA	VOLUME VOLUMEN (m ³)	WEIGHT PESO (kg)
01	39,0 x 13,0 x 153,3	0,078	6,41
01	39,0 x 13,0 x 181,0	0,092	7,64
01	39,0 x 13,0 x 209,0	0,106	8,90
01	39,0 x 13,0 x 236,5	0,120	9,06
01	39,0 x 13,0 x 264,5	0,134	10,30

LOAD CAPACITY
CAPACIDAD MÁXIMA
150kg


NCM
7616.99.00

4x4 STEPS/ESCALONES
REF.: ESC0293

HEIGHTS / ALTURAS


EXTENDED / EXTENDIDA

2 x 4 S 2,23 m
3 x 4 S 3,23 m
4 x 4 S 4,23 m
5 x 4 S 5,23 m



CLOSED / CERRADA

2 x 4 S 0,64 m
3 x 4 S 0,89 m
4 x 4 S 1,14 m
5 x 4 S 1,39 m



PAINTER / PINTOR

2 x 4 S 0,97 m
3 x 4 S 1,45 m
4 x 4 S 1,91 m
5 x 4 S 2,40 m



SCAFFOLDING / ANDÁMIO

2 x 4 S 0,63 m
3 x 4 S 0,87 m
4 x 4 S 1,11 m
5 x 4 S 1,35 m



WARRANTY
1 YEAR

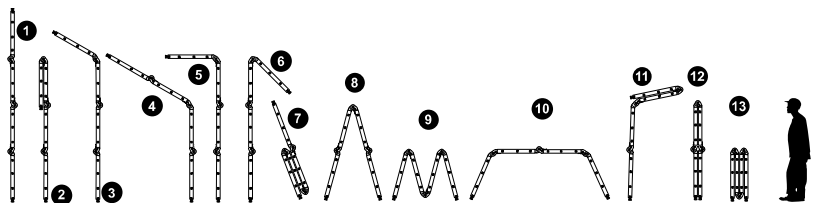


PRECISE JOINTS
ARTICULACIONES PRECISAS



STABILIZING BAR
BARRA ESTABILIZADORA

13
POSITIONS



* For position 10, it is recommended to use a platform for better weight distribution.

PRODUCT					PACKING / EMBALAJE			
ARTICULATED LADDER	REF	GTIN 13	WEIGHT/PESO (kg)	SIZE TAMAÑO (cm) OPEN ABIERTA	UNITS UNIDADES	SIZE TAMAÑO (cm) CLOSED CERRADA	VOLUME VOLUMEN (m³)	WEIGHT PESO (kg)
ARTICULATED LADDER 2X4 S	ESC0291	790815540479-3	9,19 (kg)	28,5 x 62,8 x 64,1 (cm)	01	27,5 x 40,0 x 61,0 (cm)	0,067 m³	9,73 (kg)
ARTICULATED LADDER 3X4 S	ESC0292	790815540293-5	10,84 (kg)	28,5 x 62,8 x 89,0 (cm)	01	27,5 x 40,0 x 86,0 (cm)	0,094 m³	11,37 (kg)
ARTICULATED LADDER 4X4 S	ESC0293	790815540294-2	12,42 (kg)	28,5 x 62,8 x 114,0 (cm)	01	27,5 x 40,0 x 111,0 (cm)	0,122 m³	12,79 (kg)
ARTICULATED LADDER 5X4 S	ESC0294	790815540480-9	14,26 (kg)	28,5 x 72,8 x 139,0 (cm)	01	27,5 x 40,0 x 136,0 (cm)	0,149 m³	14,63 (kg)

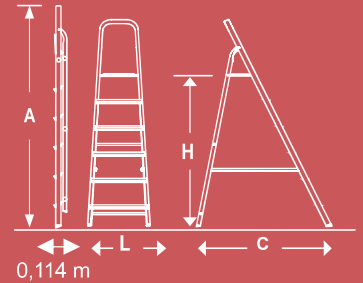
5 STEPS/ESCALONES

REF.: ESC0005


 EXTENSIVE HANDRAIL
 62,0 cm

 WARRANTY
 3 YEARS

Segurança
LOAD CAPACITY
CAPACIDAD MÁXIMA
150kg
NCM
 7616.99.00

SIZES (m)


	A	L	H	C
02 S	1,11	0,38	0,43	0,48
03 S	1,37	0,41	0,68	0,61
04 S	1,63	0,44	0,92	0,75
05 S	1,89	0,46	1,16	0,89
06 S	2,14	0,49	1,41	1,02
07 S	2,40	0,52	1,65	1,19
08 S	2,89	0,54	2,14	1,34


 POLYPROPYLENE PLATFORM
 PATAMAR EN POLIPROPILENO


THICK STEP / ESCALÓN ANCHO

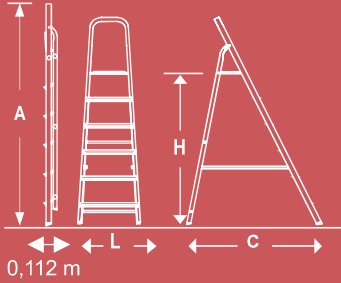
PRODUCT				
EURO DOMESTIC LADDER	REF	GTIN 13	WEIGHT/PESO (kg)	SIZE TAMAÑO (CM) ABIERTA
EURO DOMESTIC LADDER 2S	ESC0002	790815540638-4	1,91	38,2 x 47,5 x 43,0
EURO DOMESTIC LADDER 3S	ESC0003	790815540639-1	2,39	41,0 x 61,2 x 68,0
EURO DOMESTIC LADDER 4S	ESC0004	790815540640-7	2,89	44,0 x 75,7 x 92,0
EURO DOMESTIC LADDER 5S	ESC0005	790815540641-4	3,37	46,5 x 89,0 x 116,0
EURO DOMESTIC LADDER 6S	ESC0006	790815540642-1	3,96	49,0 x 102,7 x 141,0
EURO DOMESTIC LADDER 7S	ESC0007	790815540643-8	4,45	52,0 x 119,5 x 165,0
EURO DOMESTIC LADDER 8S	ESC0008	790815540645-2	4,94	54,8 x 134,5 x 214,0

PACKING / EMBALAJE			
UNITS UNIDADES	SIZE TAMAÑO (CM) CERRADA	VOLUME VOLUMEN (m ³)	WEIGHT PESO (kg)
02	38,2 x 22,8 x 111,0	0,096	4,56
02	41,0 x 22,8 x 137,5	0,128	5,55
02	44,0 x 22,8 x 163,2	0,163	6,71
02	46,5 x 22,8 x 189,0	0,200	8,20
02	49,0 x 22,8 x 214,6	0,239	9,44
02	52,0 x 22,8 x 240,8	0,285	10,85
02	54,8 x 22,8 x 289,6	0,361	12,23

LOAD CAPACITY
CAPACIDAD MÁXIMA
120kg

NCM
7616.99.00

SIZES (m)



	A	L	H	C
02 S	0,95	0,37	0,42	0,48
03 S	1,16	0,39	0,63	0,55
04 S	1,39	0,41	0,85	0,67
05 S	1,62	0,44	1,07	0,78
06 S	1,86	0,46	1,29	0,89
07 S	2,09	0,49	1,51	1,00
08 S	2,32	0,51	1,73	1,11
09 S	2,55	0,54	1,95	1,23

5 STEPS/ESCALONES
REF.: ESC0064



WARRANTY
3 YEARS



PRODUCT					PACKING / EMBALAJE			
DOMESTIC LADDER	REF	GTIN 13	WEIGHT/PESO (kg)	SIZE TAMAÑO (CM) OPEN ABIERTA	UNITS UNIDADES	SIZE TAMAÑO (CM) CLOSED CERRADA	VOLUME VOLUMEN (m ³)	WEIGHT PESO (kg)
DOMESTIC LADDER 2S	ESC0072	790815540300-0	1,61	37,8 x 48,5 x 42,0	02	37,8 x 22,4 x 95,6	0,080	3,35
DOMESTIC LADDER 3S	ESC0062	790815540301-7	2,17	39,4 x 55,5 x 63,0	02	39,4 x 22,4 x 116,4	0,102	4,45
DOMESTIC LADDER 4S	ESC0063	790815540302-4	2,82	41,8 x 66,8 x 85,0	02	41,8 x 22,4 x 139,6	0,130	5,74
DOMESTIC LADDER 5S	ESC0064	790815540303-1	3,09	44,2 x 78,0 x 107,0	02	44,2 x 22,4 x 162,8	0,161	6,28
DOMESTIC LADDER 6S	ESC0065	790815540304-8	3,69	46,7 x 89,3 x 129,0	02	46,7 x 22,4 x 186,0	0,194	7,48
DOMESTIC LADDER 7S	ESC0066	790815540305-5	4,53	49,1 x 100,6 x 151,0	02	49,1 x 22,4 x 209,2	0,230	9,16
DOMESTIC LADDER 8S	ESC0067	790815540306-2	4,67	51,5 x 111,9 x 173,0	02	51,5 x 22,4 x 232,4	0,268	9,44
DOMESTIC LADDER 9S	ESC0068	790815540307-9	5,47	54,0 x 123,3 x 195,0	02	54,0 x 22,4 x 255,7	0,309	11,04

02 STEPS/ESCALONES

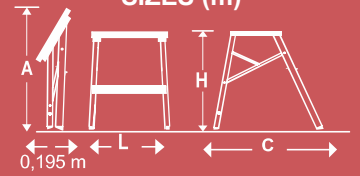
REF.: ESC0070

WARRANTY
1 YEAR

Segurança

LOAD CAPACITY
CAPACIDAD MÁXIMA
120kgNCM
7616.99.00

SIZES (m)



	A	L	H	C
02 S	0,55	0,37	0,43	0,41
03 S	0,75	0,39	0,64	0,52

PORTABLE / PORTATIL

03 STEPS/ESCALONES

REF.: ESC0071

WARRANTY
1 YEAR

Segurança



+19,5 cm+



EASY TO STORE / FÁCIL DE GUARDAR

PRODUCT

ALUMINIUM STEP STOOL	REF	GTIN 13	WEIGHT/PESO (kg)	SIZE TAMAÑO (CM)
2 S	ESC0070	790815540606-3	1,54	37,5 x 41,0 x 43,0
3 S	ESC0071	790815540309-3	1,97	39,5 x 52,0 x 64,5

PACKING / EMBALAJE

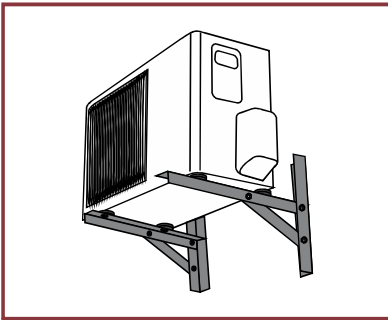
UNITS UNIDADES	SIZE TAMAÑO (CM)	VOLUME VOLUMEN (m ³)	WEIGHT PESO (kg)
02	37,5 x 39,0 x 55,0	0,080	3,20
02	39,5 x 39,0 x 75,0	0,115	4,09

LOAD CAPACITY
CAPACIDAD MAXIMA
60kg

NCM
7616.99.00

SIZES (cm)

40 cm
50 cm
60 cm



60 cm
REF.: ARC0567

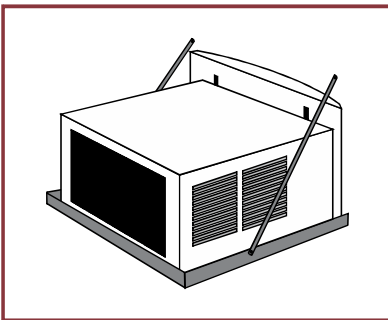
WALL AIR CONDITIONING BRACKET
SOPORTE PARA AIRE CONDICIONADO PARA PARED

LOAD CAPACITY
CAPACIDAD MAXIMA
60kg

NCM
7616.99.00

BTU INDICATIONS

6.000 to 7.500
8.300 to 10.000
10.000 to 21.000



8.300 to 10.000 btu's
REF.: ARC0029

PRODUCT				
AIR CONDITIONING	REF	GTIN 13	WEIGHT/PESO (kg)	SIZE TAMAÑO (CM) OPEN ABIERTA
STAND 40 cm	ARC0565	790815540319-2	1,25	4,0 x 40,0 x 30,0
STAND 50 cm	ARC0566	790815540320-8	1,45	4,0 x 50,0 x 30,0
STAND 60 cm	ARC0567	790815540321-5	1,76	4,0 x 60,0 x 30,0
WALL 6.000 TO 7.500	ARC0028	790815540316-1	0,82	49,7 x 49,6 x 31,0
WALL 8.300 TO 10.000	ARC0029	790815540317-8	0,91	54,2 x 59,6 x 31,0
WALL 10.000 TO 21.000	ARC0030	790815540318-5	0,99	59,6 x 68,0 x 31,0

PACKING / EMBALAJE			
UNITS UNIDADES	SIZE TAMAÑO (CM) CLOSED CERRADA	VOLUME VOLUMEN (m ³)	WEIGHT PESO (kg)
01	6,0 x 45,0 x 6,0	0,001	1,32
01	6,0 x 56,0 x 6,0	0,002	1,52
01	6,0 x 76,0 x 6,0	0,002	1,83
05	13,0 x 7,0 x 8,5	0,0007	4,18
05	13,0 x 7,0 x 8,5	0,0007	4,61
05	13,0 x 7,8 x 8,5	0,0008	5,03

WITH FEET 120cm
REF.: VAR0222



NCM
7615.10.00

80 cm
100 cm
120 cm

máx.
8,0 kg
10,0 kg
12,0 kg

6,4 m
8,0 m
9,6 m

SMART
REF.: VAR0670



NCM
7615.10.00

139 cm
186 cm
206 cm
SMART

máx.
9,0 kg
13,0 kg
15,0 kg
12,0 kg

11,5 m
15,0 m
16,5 m
6,0 m

PRODUCT					PACKING / EMBALAJE			
CLOTHESLINE	REF	GTIN 13	WEIGHT/PESO (kg)	SIZE TAMAÑO (CM) OPEN ABIERTA	UNITS UNIDADES	SIZE TAMAÑO (CM) CLOSED CERRADA	VOLUME VOLUMEN (m ³)	WEIGHT PESO (kg)
WITH FEET 0,80 x 0,56 (m)	VAR0595	790815540331-4	1,39	56,0 x 79,0 x 85,0	05	56,0 x 116,0 x 20,0	0,129	8,97
WITH FEET 1,00 x 0,56 (m)	VAR0221	790815540332-1	1,52	56,0 x 99,0 x 85,0	05	56,0 x 127,5 x 20,0	0,142	9,78
WITH FEET 1,20 x 0,56 (m)	VAR0222	790815540333-8	1,73	56,0 x 119,0 x 87,0	05	56,0 x 141,5 x 20,0	0,158	11,06
WITH EXTENSIONS - SMART	VAR0670	790815540719-0	1,73	56,0 x 115,0 x 90,0	05	56,0 x 107,0 x 60,0	0,359	9,17
WITH EXTENSIONS 1,39 x 0,56 (m)	VAR0655	790815540334-5	1,87	56,0 x 139,0 x 91,5	05	56,0 x 111,0 x 30,0	0,186	11,82
WITH EXTENSIONS 1,86 x 0,56 (m)	VAR0223	790815540335-2	2,17	56,0 x 186,0 x 95,0	05	56,0 x 128,5 x 30,0	0,215	13,77
WITH EXTENSIONS 2,06 x 0,56 (m)	VAR0224	790815540336-9	2,39	56,0 x 206,0 x 96,0	05	56,0 x 142,0 x 30,0	0,238	15,27

NCM
7615.10.00

CEILING 140cm
REF.: VAR0228


80 cm	4,5 kg	6,4 m
100 cm	5,0 kg	8,0 m
120 cm	8,2 kg	9,6 m
140 cm	9,0 kg	11,5 m



NCM
7615.10.00

FOLDABLE 100cm
REF.: VAR0231

60 cm	3,5 kg	5,0 m
80 cm	4,0 kg	6,5 m
100 cm	4,5 kg	8,0 m



PRODUCT					PACKING / EMBALAJE			
CLOTHESLINE	REF	GTIN 13	WEIGHT/PESO (kg)	SIZE TAMAÑO (CM) OPEN ABIERTA	UNITS UNIDADES	SIZE TAMAÑO (CM) CLOSED CERRADA	VOLUME VOLUMEN (m³)	WEIGHT PESO (kg)
CEILING 0,80 x 0,56 (m)	VAR0225	790815540337-6	0,78	56,0 x 79,0 x 2,0	05	56,0 x 79,0 x 10,0	0,044	5,28
CEILING 1,00 x 0,56 (m)	VAR0226	790815540338-3	0,90	56,0 x 99,0 x 2,0	05	56,0 x 99,0 x 10,0	0,055	6,03
CEILING 1,20 x 0,56 (m)	VAR0227	790815540339-0	1,02	56,0 x 119,0 x 2,0	05	56,0 x 119,0 x 10,0	0,066	6,93
CEILING 1,40 x 0,56 (m)	VAR0228	790815540340-6	1,11	56,0 x 139,0 x 2,0	05	56,0 x 139,0 x 10,0	0,077	7,53
FOLDABLE 0,60 (m)	VAR0229	790815540341-3	0,60	56,0 x 62,0 x 18,6	06	56,0 x 62,0 x 20,0	0,063	3,69
FOLDABLE 0,80 (m)	VAR0230	790815540342-0	0,69	56,0 x 81,0 x 18,6	06	56,0 x 82,0 x 20,0	0,084	4,32
FOLDABLE 1,00 (m)	VAR0231	790815540343-7	0,77	56,0 x 100,5 x 18,6	06	56,0 x 101,0 x 20,0	0,104	4,80

2,5m REINFORCED
 REF.: REG0600

NCM
 7616.99.00

REINFORCED STRUCTURE
 ESTRUCTURA REFORZADA

ALUMINIUM SQUEEGEE
 RODO EN ALUMÍNIO

SQUEEGEE 60cm
 REF.: ROD0204

NCM
 7616.99.00

SQUEEGEE PARTS / REFILL
 RECAMBIOS / RODOS

PRODUCT					PACKING / EMBALAJE			
CONSTRUCTION RULER	REF	GTIN 13	WEIGHT/PESO (kg)	SIZE TAMAÑO (CM) OPEN ABERTA	UNITS UNIDADES	SIZE TAMAÑO (CM) CLOSED CERRADA	VOLUME VOLUMEN (m ³)	WEIGHT PESO (kg)
1,50m	REG0594	790815540613-1	0,46	5,0 x 2,5 x 150,0	06	5,1 x 2,6 x 150,1	0,002	2,90
2,00m	REG0595	790815540614-8	0,59	5,0 x 2,5 x 200,0	06	5,1 x 2,6 x 200,1	0,003	3,68
2,50m	REG0596	790815540615-5	0,73	5,0 x 2,5 x 250,0	06	5,1 x 2,6 x 250,1	0,003	4,52
3,00m	REG0597	790815540616-2	0,86	5,0 x 2,5 x 300,0	06	5,1 x 2,6 x 300,1	0,004	5,27
REINFORCED 1,50m	REG0598	790815540323-9	0,52	5,0 x 2,5 x 150,0	06	5,1 x 2,6 x 150,1	0,002	3,23
REINFORCED 2,00m	REG0599	790815540324-6	0,72	5,0 x 2,5 x 200,0	06	5,1 x 2,6 x 200,1	0,003	4,43
REINFORCED 2,50m	REG0600	790815540325-3	0,85	5,0 x 2,5 x 250,0	06	5,1 x 2,6 x 250,1	0,003	5,21
REINFORCED 3,00m	REG0601	790815540326-0	1,07	5,0 x 2,5 x 300,0	06	5,1 x 2,6 x 300,1	0,004	6,53

ALUMINIUM SQUEEGEE	REF	GTIN 13	WEIGHT/PESO (kg)	SIZE TAMAÑO (CM) OPEN ABERTA	UNITS UNIDADES	SIZE TAMAÑO (CM) CLOSED CERRADA	VOLUME VOLUMEN (m ³)	WEIGHT PESO (kg)
SINK'S SQUEEGEE 15cm	ROD0206	790815540344-4	0,17	5,5 x 18,0 x 24,5	01	5,5 x 18,0 x 24,5	0,002	0,18
30cm	ROD0202	790815540345-1	0,42	7,5 x 11,0 x 122,0	10	14,0 x 18,0 x 124,0	0,03	4,70
40cm	ROD0203	790815540346-8	0,45	7,5 x 11,0 x 122,0	10	14,0 x 18,0 x 124,0	0,03	5,05
60cm	ROD0204	790815540347-5	0,54	7,5 x 11,0 x 122,0	10	14,0 x 18,0 x 124,0	0,03	6,04
80cm	ROD0205	790815540348-2	0,68	7,5 x 11,0 x 122,0	10	14,0 x 18,0 x 124,0	0,03	7,41
100cm	ROD0208	790815540349-9	0,78	7,5 x 11,0 x 122,0	10	14,0 x 18,0 x 124,0	0,03	8,32

NCM
8716.80.00



DISASSEMBLED PARTS
PIEZAS DESMONTABLES

55 LITERS
REF.: CAR0559



NCM
8716.80.00



WHEEL RELOAD KIT
KIT DE RUEDA

65 LITERS
REF.: CAR0560



MADE IN BRAZIL

PRODUCT					PACKING / EMBALAJE			
WHEELBARROW	REF	GTIN	WEIGHT/PESO (kg)	SIZE TAMAÑO (CM) OPEN ABERTA	UNITS UNIDADES	SIZE TAMAÑO (CM) CLOSED CERRADA	VOLUME VOLUMEN (m³)	WEIGHT PESO (kg)
GALVANIZED STEEL 55L	CAR0559	790815540314-7	7,88	62,0 x 143,0 x 49,0	05			39,70
GALVANIZED STEEL 65L	CAR0560	790815540720-6	9,45	62,0 x 143,0 x 54,0	05			47,55
WHEEL RELOAD KIT	REF	GTIN	WEIGHT/PESO (kg)	SIZE TAMAÑO (CM) OPEN ABERTA	UNITS UNIDADES	SIZE TAMAÑO (CM) CLOSED CERRADA	VOLUME VOLUMEN (m³)	WEIGHT PESO (kg)
COMPLETE	KIT0561	790815540315-4	1,71	9,2 x 36,0 x 36,0	05	36,0 x 36,0 x 45,6	0,059	8,79

FEET DOMESTIC LADDER
PIES PARA ESCLALERAS
DOMESTICAS
REF.: KIT0317




FINISHING PARTS
PIEZAS DE ACABADO
REF.: KIT0320



NCM
3926.90.69

EXTERNAL FEET
REFILL KITS
KIT DE RECAMBIOS PARA
PIES EXTERNOS
REF.: KIT0571




INTERNAL FEET
REFILL KITS
KIT DE RECAMBIOS PARA
PIES INTERNOS
REF.: KIT0675



CLOTHESLINE REFILL KIT
KIT DE CUERDA PARA
TENEDERO
REF.: KIT4147



POOL KITS
KIT DE PISCINAS
REF.: KIT0400



WHELL REFILL KITS
KIT DE RUEDAS
REF.: KIT0679




REFILL KITS	PRODUCT				PACKING / EMBALAJE			
	REF	GTIN 13	WEIGHT/PESO (kg)	SIZE TAMAÑO (CM) OPEN ABERTA	UNITS UNIDADES	SIZE TAMAÑO (CM) CLOSED CERRADA	VOLUME VOLUMEN (m ³)	WEIGHT PESO (kg)
DOMESTIC LADDER'S FEET	KIT0317	790815540430-4	0,05	7,0 x 12,0 x 2,5	05	13,0 x 20,0 x 18,5	0,004	0,36
DOMESTIC LADDER'S FINISH PARTS	KIT0320	790815540432-8	0,01	12,0 x 16,0 x 2,5	05	13,5 x 20,5 x 11,5	0,003	0,23
PROFESSIONAL LADDERS EXTERNAL FEETS	KIT0571	790815540426-7	0,13	9,0 x 16,0 x 3,0	05	14,0 x 13,5 x 18,5	0,002	0,38
PROFESSIONAL LADDERS INTERNAL FEETS	KIT0675	780815540453-3	0,05	10,5 x 8,5 x 2,5	05	14,5 x 18,0 x 8,5	0,003	0,81
CLOTHELINES REFILL KIT	KIT4147	780815540435-9	0,10	11,5 x 22,0 x 3,0	10	13,0 x 20,0 x 18,0	0,004	1,26
EXTENSIVE LADDER'S WHELL REFILL	KIT0679	780815540427-4	0,17	14,0 x 28,0 x 4,0	05	15,0 x 24,0 x 26,5	0,009	1,13
400L POOL'S KIT REFILL	KIT0400	780815540653-7	0,14	13,0 x 20,0 x 18,0	01	13,2 x 20,2 x 18,2	0,004	0,22
1.000L POOL'S KIT REFILL	KIT1000	780815540654-4	0,29	13,0 x 20,0 x 18,0	01	13,2 x 20,2 x 18,2	0,004	0,37
1.500L POOL'S KIT REFILL	KIT1500	780815540655-1	0,34	13,0 x 20,0 x 18,0	01	13,2 x 20,2 x 18,2	0,004	0,41
2.000L POOL'S KIT REFILL	KIT2000	780815540656-8	0,66	15,0 x 24,0 x 26,0	01	15,2 x 24,2 x 27,0	0,009	0,78
3.000L POOL'S KIT REFILL	KIT3000	780815540657-5	0,84	15,0 x 24,0 x 26,0	01	15,2 x 24,2 x 27,0	0,009	0,95

RED
COPACABANA
 REF.: CAD0360

 LOAD CAPACITY
 CAPACIDAD MÁXIMA
120kg
NCM
 9401.79.00

5 POSITIONS / 5 POSICIONES

8 COLOR OPTIONS / 8 OPCIONES DE COLOR
PURPLE HIGH
BALCONY CHAIR EL
 REF.: CAD0412

 Indicado para até
130kg

 LOAD CAPACITY
 CAPACIDAD MÁXIMA
130kg
NCM
 9401.79.00


ALUMINIUM ARMS / BRAZOS EN ALUMINIO

8 COLOR OPTIONS / 8 OPCIONES DE COLOR

PRODUCT					PACKING / EMBALAJE			
PREMIUM BEACH CHAIRS	REF	GTIN 13	WEIGHT/PESO (kg)	SIZE TAMAÑO (CM) OPEN ABIERTA	UNITS UNIDADES	SIZE TAMAÑO (CM) CLOSED CERRADA	VOLUME VOLUMEN (m ³)	WEIGHT PESO (kg)
COPACABANA - YELLOW	CAD0401	790815540216-4	2,78	57,0 x 10,0 x 86,0	05	58,0 x 53,0 x 87,0	0,267	15,54
COPACABANA - ORANGE	CAD0400	790815540217-1	2,78	57,0 x 10,0 x 86,0	05	58,0 x 53,0 x 87,0	0,267	15,54
COPACABANA - ROYAL BLUE	CAD0399	790815540218-8	2,78	57,0 x 10,0 x 86,0	05	58,0 x 53,0 x 87,0	0,267	15,54
COPACABANA - LIGHT GREEN	CAD0316	790815540219-5	2,78	57,0 x 10,0 x 86,0	05	58,0 x 53,0 x 87,0	0,267	15,54
COPACABANA - PURPLE	CAD0398	790815540220-1	2,78	57,0 x 10,0 x 86,0	05	58,0 x 53,0 x 87,0	0,267	15,54
COPACABANA - PINK	CAD0683	790815540221-8	2,78	57,0 x 10,0 x 86,0	05	58,0 x 53,0 x 87,0	0,267	15,54
COPACABANA - RED	CAD0360	790815540499-1	2,78	57,0 x 10,0 x 86,0	05	58,0 x 53,0 x 87,0	0,267	15,54
COPACABANA - BLACK	CAD0365	790815540542-4	2,78	57,0 x 10,0 x 86,0	05	58,0 x 53,0 x 87,0	0,267	15,54
HIGH BALCONY - YELLOW	CAD0408	790815540195-2	2,45	63,5 x 10,0 x 80,5	05	64,0 x 46,0 x 81,0	0,238	13,55
HIGH BALCONY - ORANGE	CAD0409	790815540196-9	2,45	63,5 x 10,0 x 80,5	05	64,0 x 46,0 x 81,0	0,238	13,55
HIGH BALCONY - ROYAL BLUE	CAD0410	790815540197-6	2,45	63,5 x 10,0 x 80,5	05	64,0 x 46,0 x 81,0	0,238	13,55
HIGH BALCONY - LIGHT GREEN	CAD0411	790815540198-3	2,45	63,5 x 10,0 x 80,5	05	64,0 x 46,0 x 81,0	0,238	13,55
HIGH BALCONY - PURPLE	CAD0412	790815540199-0	2,45	63,5 x 10,0 x 80,5	05	64,0 x 46,0 x 81,0	0,238	13,55
HIGH BALCONY - PINK	CAD0680	790815540200-3	2,45	63,5 x 10,0 x 80,5	05	64,0 x 46,0 x 81,0	0,238	13,55
HIGH BALCONY - RED	CAD0450	790815540500-4	2,45	63,5 x 10,0 x 80,5	05	64,0 x 46,0 x 81,0	0,238	13,55
HIGH BALCONY - BLACK	CAD0675	790815540537-0	2,45	63,5 x 10,0 x 80,5	05	64,0 x 46,0 x 81,0	0,238	13,55


LOAD CAPACITY
CAPACIDAD MÁXIMA
100kg

NCM
9401.79.00



LOAD CAPACITY
CAPACIDAD MÁXIMA
120kg

NCM
9401.79.00



PRODUCT					PACKING / EMBALAJE			
PREMIUM BEACH CHAIRS	REF	GTIN 13	WEIGHT/PESO (kg)	SIZE TAMAÑO (CM) OPEN ABIERTA	UNITS UNIDADES	SIZE TAMAÑO (CM) CLOSED CERRADA	VOLUME VOLUMEN (m³)	WEIGHT PESO (kg)
IPANEMA - YELLOW	CAD0397	790815540202-7	2,70	58,0 x 9,5 x 82,5	05	58,5 x 38,0 x 84,0	0,187	14,72
IPANEMA - ROYAL BLUE	CAD0328	790815540204-1	2,70	58,0 x 9,5 x 82,5	05	58,5 x 38,0 x 84,0	0,187	14,72
IPANEMA - ORANGE	CAD0396	790815540203-4	2,70	58,0 x 9,5 x 82,5	05	58,5 x 38,0 x 84,0	0,187	14,72
IPANEMA - PURPLE	CAD0394	790815540206-5	2,70	58,0 x 9,5 x 82,5	05	58,5 x 38,0 x 84,0	0,187	14,72
IPANEMA - LIGHT GREEN	CAD0395	790815540205-8	2,70	58,0 x 9,5 x 82,5	05	58,5 x 38,0 x 84,0	0,187	14,72
IPANEMA - RED	CAD0686	790815540497-7	2,70	58,0 x 9,5 x 82,5	05	58,5 x 38,0 x 84,0	0,187	14,72
IPANEMA - BLACK	CAD0690	790815540543-1	2,70	58,0 x 9,5 x 82,5	05	58,5 x 38,0 x 84,0	0,187	14,72
IPANEMA - PINK	CAD0684	790815540207-2	2,70	58,0 x 9,5 x 82,5	05	58,5 x 38,0 x 84,0	0,187	14,72
IPANEMA EH - YELLOW	CAD0664	790815540209-6	2,73	58,0 x 9,5 x 92,0	05	58,5 x 40,0 x 93,0	0,214	14,93
IPANEMA EH - ROYAL BLUE	CAD0666	790815540211-9	2,73	58,0 x 9,5 x 92,0	05	58,5 x 40,0 x 93,0	0,214	14,93
IPANEMA EH - ORANGE	CAD0665	790815540210-2	2,73	58,0 x 9,5 x 92,0	05	58,5 x 40,0 x 93,0	0,214	14,93
IPANEMA EH - PURPLE	CAD0668	790815540213-3	2,73	58,0 x 9,5 x 92,0	05	58,5 x 40,0 x 93,0	0,214	14,93
IPANEMA EH - LIGHT GREEN	CAD0667	790815540212-6	2,73	58,0 x 9,5 x 92,0	05	58,5 x 40,0 x 93,0	0,214	14,93
IPANEMA EH - RED	CAD0670	790815540498-4	2,73	58,0 x 9,5 x 92,0	05	58,5 x 40,0 x 93,0	0,214	14,93
IPANEMA EH - BLACK	CAD0672	790815540544-8	2,73	58,0 x 9,5 x 92,0	05	58,5 x 40,0 x 93,0	0,214	14,93
IPANEMA EH - PINK	CAD0685	790815540214-0	2,73	58,0 x 9,5 x 92,0	05	58,5 x 40,0 x 93,0	0,214	14,93

FISHERMAN CHAIR
BANQUETA DE PESCADOR

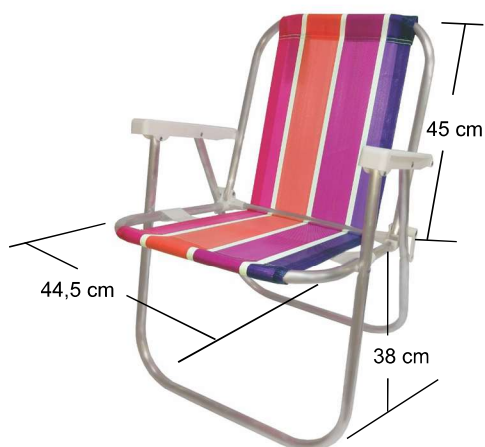
REF.: CAD0018


 ASSORTED COLORS
 COLORES VARIADAS

NCM
 9401.79.00

HIGH BALCONY CHAIR
SILLA BalcÓN ALTO

REF.: CAD0047


 ASSORTED COLORS
 COLORES VARIADAS

POLYMER ARMS
BRAZOS DE POLIMERO
CHILDREN HIGH BALCONY CHAIR
SILLA PARA NIÑOS BalcÓN ALTO

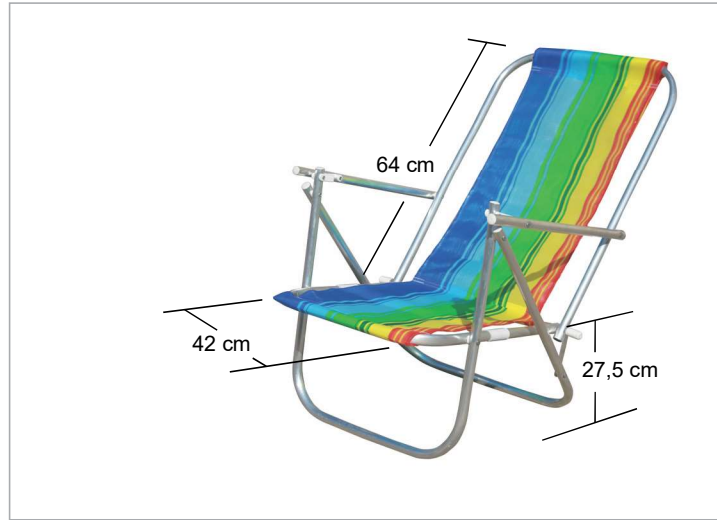
REF.: CAD0032


 ASSORTED COLORS
 COLORES VARIADAS

PRODUCT				
BEACH CHAIRS	REF	GTIN 13	WEIGHT/PESO (kg)	SIZE TAMAÑO (CM) OPEN ABIERTA
FISHERMAN CHAIR	CAD0018	790815540188-4	0,52	26,5 x 5,0 x 54,5
HIGH BALCONY CHAIR	CAD0047	790815540194-5	1,26	54,0 x 7,5 x 66,0
CHILDREN HIGH BALCONY	CAD0032	790815540189-1	0,83	39,0 x 7,0 x 52,0

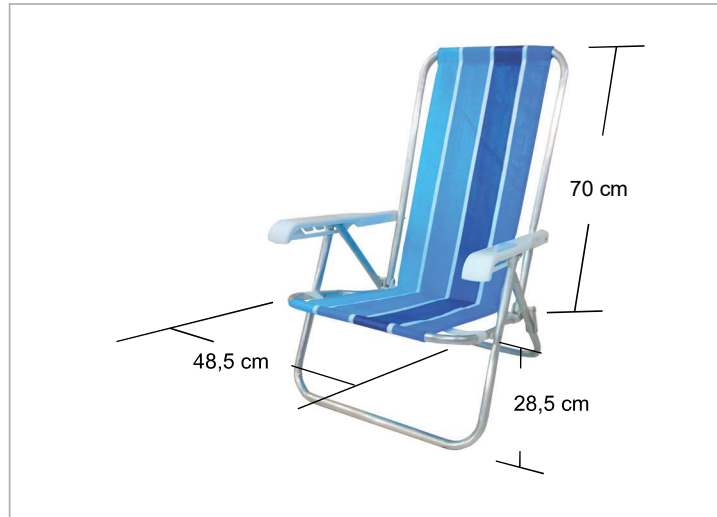
PACKING / EMBALAJE			
UNITS UNIDADES	SIZE TAMAÑO (CM) CLOSED CERRADA	VOLUME VOLUMEN (m ³)	WEIGHT PESO (kg)
10	35,0 x 25,0 x 64,0	0,056	5,33
10	63,0 x 68,0 x 68,0	0,291	13,54
10	41,5 x 45,5 x 55,5	0,105	8,95

NCM
9401.79.00



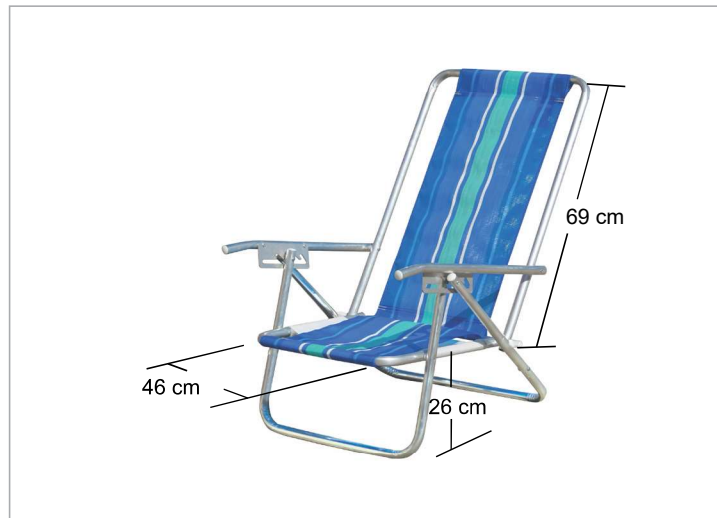
02 POSITIONS
02 POSICIONES
REF.: CAD0041

ASSORTED COLORS
COLORES VARIADAS



04 POSITIONS
04 POSICIONES
REF.: CAD0641

ASSORTED COLORS
COLORES VARIADAS



05 POSITIONS
05 POSICIONES
REF.: CAD0039

ASSORTED COLORS
COLORES VARIADAS

PRODUCT				
BEACH CHAIR	REF	GTIN 13	WEIGHT/PESO (kg)	SIZE TAMAÑO (CM) OPEN ABIERTA
2 POSITIONS	CAD0041	790815540190-7	1,45	52,0 x 6,0 x 73,0
4 POSITIONS	CAD0641	790815540191-4	1,59	56,0 x 9,5 x 79,0
5 POSITIONS	CAD0039	790815540192-1	1,65	58,5 x 8,0 x 81,0

PACKING / EMBALAJE				
UNITS UNIDADES	SIZE TAMAÑO (CM) CLOSED CERRADA	VOLUME VOLUMEN (m³)	WEIGHT PESO (kg)	
10	54,0 x 54,0 x 75,5	0,220	15,52	
05	57,0 x 38,5 x 80,5	0,177	8,90	
05	61,0 x 28,0 x 82,0	0,140	9,19	

1.000 liters / litros
REF.: PISO628



MADE IN BRAZIL

Child

NCM
9506.90.00

SIZES (m)

400 Liters	1,15 x 1,06 x 0,33
1.000 Liters	1,89 x 1,26 x 0,42
1.500 Liters	1,89 x 1,89 x 0,42



STRUCTURED POOL	REF	PRODUCT		
		GTIN 13	WEIGHT/PESO (kg)	SIZE TAMAÑO (CM) OPEN ABERTA
INFANTIL 400 L	PISO627	790815540175-4	2,41	106,0 x 115,0 x 33,0
INFANTIL 1.000 L	PISO628	790815540176-1	4,27	126,0 x 189,0 x 42,0
INFANTIL 1.500 L	PISO629	790815540177-8	5,28	189,0 x 189,0 x 42,0

UNITS UNIDADES	PACKING / EMBALAJE		
	SIZE TAMAÑO (CM) CLOSED CERRADA	VOLUME VOLUMEN (m³)	WEIGHT PESO (kg)
01	15,5 x 58,7 x 11,0	0,010	2,66
01	20,5 x 66,5 x 11,5	0,015	4,57
01	20,0 x 66,5 x 13,8	0,018	5,68

4.000 litros
REF.: PISO632



NCM
9506.90.00

SIZES (m)

2.000 Liters	2,11 x 1,64 x 0,58
3.000 Liters	3,20 x 1,64 x 0,58
4.000 Liters	3,29 x 2,12 x 0,59
5.000 Liters	2,95 x 2,95 x 0,59



MADE IN BRAZIL

STRUCTURED POOL	REF	PRODUCT		
		GTIN 13	WEIGHT/PESO (kg)	SIZE TAMAÑO (CM) OPEN ABERTA
2.000 L	PISO630	790815540178-5	8,06	164,0 x 211,0 x 58,0
3.000 L	PISO631	790815540179-2	11,13	164,0 x 320,0 x 58,0
4.000 L	PISO632	789896319900-7	14,30	212,0 x 329,0 x 59,0
5.000 L	PISO633	789896319912-0	17,21	295,0 x 295,0 x 59,0

UNITS UNIDADES	PACKING / EMBALAJE		
	SIZE TAMAÑO (CM) CLOSED CERRADA	VOLUME VOLUMEN (m³)	WEIGHT PESO (kg)
01	24,0 x 80,3 x 17,5	0,033	8,86
01	28,0 x 84,5 x 20,0	0,047	11,50
01	30,0 x 90,0 x 20,0	0,054	15,20
01	34,0 x 79,5 x 20,0	0,054	18,11

NCM
8716.80.00



REF.: CAR0659

REF.: CAR0649



LOAD CAPACITY
CAPACIDAD MÁXIMA
6 CHAIRS
/ SILLAS

NCM
7616.99.00



REF.: SUPO673

REF.: CAR0660



PRODUCT				
BEACH CART	REF	GTIN 13	WEIGHT/PESO (kg)	SIZE TAMAÑO (CM) OPEN ABIERTA
MULTIUSE	CAR0649	790815540185-3	2,86	49,5 x 110,0 x 44,0
+ ACCESSORIES + SUPPORT	CAR0660	790815540187-7	3,06	49,5 x 110,0 x 44,0

PACKING / EMBALAJE			
UNITS UNIDADES	SIZE TAMAÑO (CM) CLOSED CERRADA	VOLUME VOLUMEN (m ³)	WEIGHT PESO (kg)
04	51,0 x 108,0 x 44,0	0,242	13,71
04	51,0 x 108,0 x 44,0	0,242	14,23

SUPPORT	REF	GTIN 13	WEIGHT/PESO (kg)	SIZE TAMAÑO (CM) OPEN ABIERTA
SUPPORT FOR BEACH CHAIR	SUP0673	790815540322-2	0,39	37,0 x 43,2 x 21,0

UNITS UNIDADES	SIZE TAMAÑO (CM) CLOSED CERRADA	VOLUME VOLUMEN (m ³)	WEIGHT PESO (kg)
06	39,0 x 58,5 x 15,0	0,034	2,74

YELLOW 1,80m
REF.: GSL0437



**FPS
100**

**NCM
6601.91.10**

SIZES (Ø)

1,40 m
1,60 m
1,80 m
2,00 m
2,20 m

POLE

aluminium
wood



5 COLOR OPTIONS / 5 OPCIONES DE COLOR



SIZES

70 cm
80 cm
100 cm



5 COLOR OPTIONS / 5 OPCIONES DE COLOR



PRODUCT				
UMBRELLA - ALUMINIUM POLE	REF	GTIN 13	WEIGHT/PESO (kg)	SIZE TAMAÑO (CM) OPEN ABIERTA
70X8 PVC - YELLOW	GSL0413	790815540000-9	1,48	140,0 x 140,0 x 160,0
70X8 PVC - ORANGE	GSL0414	790815540001-6	1,48	140,0 x 140,0 x 160,0
70X8 PVC - ROYAL BLUE	GSL0415	790815540002-3	1,48	140,0 x 140,0 x 160,0
70X8 PVC - LIGHT GREEN	GSL0417	790815540003-0	1,48	140,0 x 140,0 x 160,0
70X8 PVC - PURPLE	GSL0418	790815540005-4	1,48	140,0 x 140,0 x 160,0
80X8 PVC - YELLOW	GSL0425	790815540016-0	2,04	160,0 x 160,0 x 190,0
80X8 PVC - ORANGE	GSL0426	790815540017-7	2,04	160,0 x 160,0 x 190,0
80X8 PVC - ROYAL BLUE	GSL0427	790815540018-4	2,04	160,0 x 160,0 x 190,0
80X8 PVC - LIGHT GREEN	GSL0429	790815540019-1	2,04	160,0 x 160,0 x 190,0
80X8 PVC - PURPLE	GSL0430	790815540021-4	2,04	160,0 x 160,0 x 190,0
90X8 PVC - YELLOW	GSL0437	790815540034-4	2,37	180,0 x 180,0 x 200,0
90X8 PVC - ORANGE	GSL0438	790815540035-1	2,37	180,0 x 180,0 x 200,0
90X8 PVC - BLUE ROYAL	GSL0439	790815540036-8	2,37	180,0 x 180,0 x 200,0
90X8 PVC - LIGHT GREEN	GSL0441	790815540038-2	2,37	180,0 x 180,0 x 200,0
90X8 PVC - PURPLE	GSL0442	790815540039-9	2,37	180,0 x 180,0 x 200,0
100X8 PVC - YELLOW	GSL0449	790815540050-4	2,88	200,0 x 200,0 x 210,0
100X8 PVC - ORANGE	GSL0450	790815540051-1	2,88	200,0 x 200,0 x 210,0
100X8 PVC - BLUE ROYAL	GSL0451	790815540052-8	2,88	200,0 x 200,0 x 210,0
100X8 PVC - LIGHT GREEN	GSL0452	790815540054-2	2,88	200,0 x 200,0 x 210,0
100X8 PVC - PURPLE	GSL0454	790815540055-9	2,88	200,0 x 200,0 x 210,0
110X8 PVC - LIGHT GREEN	GSL9938	789896319938-0	3,37	210,0 x 210,0 x 240,0
110X8 PVC - BLUE ROYAL	GSL9939	789896319939-7	3,37	210,0 x 210,0 x 240,0

PACKING / EMBALAJE			
UNITS UNIDADES	SIZE TAMAÑO (CM) CLOSED CERRADA	VOLUME VOLUMEN (m ³)	WEIGHT PESO (kg)
20	12,5 x 38,0 x 102,0	0,048	30,94
20	12,5 x 38,0 x 102,0	0,048	30,94
20	12,5 x 38,0 x 102,0	0,048	30,94
20	12,5 x 38,0 x 102,0	0,048	30,94
10	12,5 x 38,0 x 102,0	0,048	30,94
10	16,0 x 41,0 x 108,0	0,070	21,79
10	16,0 x 41,0 x 108,0	0,070	21,79
10	16,0 x 41,0 x 108,0	0,070	21,79
10	16,0 x 41,0 x 108,0	0,070	21,79
10	16,0 x 41,0 x 108,0	0,070	21,79
10	16,0 x 41,0 x 108,0	0,070	21,79
10	23,5 x 31,5 x 113,5	0,084	24,81
10	23,5 x 31,5 x 113,5	0,084	24,81
10	23,5 x 31,5 x 113,5	0,084	24,81
10	23,5 x 31,5 x 113,5	0,084	24,81
10	23,5 x 31,5 x 113,5	0,084	24,81
10	25,0 x 32,5 x 122,0	0,099	30,16
10	25,0 x 32,5 x 122,0	0,099	30,16
10	25,0 x 32,5 x 122,0	0,099	30,16
10	25,0 x 32,5 x 122,0	0,099	30,16
10	25,0 x 32,5 x 122,0	0,099	30,16
06	15,5 x 25,0 x 133,0	0,051	20,40
06	15,5 x 25,0 x 133,0	0,051	20,40

PRODUCT				
UMBRELLA - WOOD POLE	REF	GTIN 13	WEIGHT/PESO (kg)	SIZE TAMAÑO (CM) OPEN ABIERTA
70X8 PVC - YELLOW	GSL0419	790815540008-5	1,56	140,0 x 140,0 x 182,0
70X8 PVC - ORANGE	GSL0420	790815540009-2	1,56	140,0 x 140,0 x 182,0
70X8 PVC - ROYAL BLUE	GSL0421	790815540010-8	1,56	140,0 x 140,0 x 182,0
70X8 PVC - LIGHT GREEN	GSL0423	790815540011-5	1,56	140,0 x 140,0 x 182,0
70X8 PVC - PURPLE	GSL0424	790815540013-9	1,56	140,0 x 140,0 x 182,0
80X8 PVC - YELLOW	GSL0431	790815540025-2	2,63	160,0 x 160,0 x 204,0
80X8 PVC - ORANGE	GSL0432	790815540026-9	2,63	160,0 x 160,0 x 204,0
80X8 PVC - ROYAL BLUE	GSL0433	790815540027-6	2,63	160,0 x 160,0 x 204,0
80X8 PVC - LIGHT GREEN	GSL0435	790815540029-0	2,63	160,0 x 160,0 x 204,0
80X8 PVC - PURPLE	GSL0436	790815540030-6	2,63	160,0 x 160,0 x 204,0
90X8 PVC - YELLOW	GSL0443	790815540042-9	3,14	180,0 x 180,0 x 213,0
90X8 PVC - ORANGE	GSL0444	790815540043-6	3,14	180,0 x 180,0 x 213,0
90X8 PVC - BLUE ROYAL	GSL0445	790815540044-3	3,14	180,0 x 180,0 x 213,0
90X8 PVC - LIGHT GREEN	GSL0447	790815540046-7	3,14	180,0 x 180,0 x 213,0
90X8 PVC - PURPLE	GSL0448	790815540047-4	3,14	180,0 x 180,0 x 213,0
100X8 PVC - YELLOW	GSL0455	790815540058-0	3,45	200,0 x 200,0 x 223,0
100X8 PVC - ORANGE	GSL0456	790815540059-7	3,45	200,0 x 200,0 x 223,0
100X8 PVC - BLUE ROYAL	GSL0457	790815540060-3	3,45	200,0 x 200,0 x 223,0
100X8 PVC - LIGHT GREEN	GSL0459	790815540061-0	3,45	200,0 x 200,0 x 223,0
100X8 PVC - PURPLE	GSL0460	790815540063-4	3,45	200,0 x 200,0 x 223,0

PACKING / EMBALAJE			
UNITS UNIDADES	SIZE TAMAÑO (CM) CLOSED CERRADA	VOLUME VOLUMEN (m ³)	WEIGHT PESO (kg)
20	24,0 x 37,5 x 101,0	0,090	32,80
20	24,0 x 37,5 x 101,0	0,090	32,80
20	24,0 x 37,5 x 101,0	0,090	32,80
20	24,0 x 37,5 x 101,0	0,090	32,80
20	24,0 x 37,5 x 101,0	0,090	32,80
10	15,5 x 38,5 x 107,0	0,063	27,25
10	15,5 x 38,5 x 107,0	0,063	27,25
10	15,5 x 38,5 x 107,0	0,063	27,25
10	15,5 x 38,5 x 107,0	0,063	27,25
10	15,5 x 38,5 x 107,0	0,063	27,25
10	15,5 x 38,5 x 107,0	0,063	27,25
10	24,0 x 31,5 x 113,5	0,085	32,58
10	24,0 x 31,5 x 113,5	0,085	32,58
10	24,0 x 31,5 x 113,5	0,085	32,58
10	24,0 x 31,5 x 113,5	0,085	32,58
10	24,0 x 31,5 x 113,5	0,085	32,58
10	23,0 x 31,0 x 121,0	0,086	35,86
10	23,0 x 31,0 x 121,0	0,086	35,86
10	23,0 x 31,0 x 121,0	0,086	35,86
10	23,0 x 31,0 x 121,0	0,086	35,86
10	23,0 x 31,0 x 121,0	0,086	35,86

PRODUCT				
STORAGE BAG	REF	GTIN 13	WEIGHT/PESO (kg)	SIZE TAMAÑO (CM) OPEN ABIERTA
70x8 (1.40m)	CAPA0700	790815540087-0	0,10	17,5 x 82,5 x 0,2
80x8 (1.60m)	CAPA0800	790815540088-7	0,13	18,0 x 98,0 x 0,2
100x8 (1.80m / 2.00m)	CAPA1000	790815540090-0	0,17	21,0 x 114,0 x 0,2

PACKING / EMBALAJE			
UNITS UNIDADES	SIZE TAMAÑO (CM) CLOSED CERRADA	VOLUME VOLUMEN (m ³)	WEIGHT PESO (kg)
10	29,5 x 39,0 x 8,0	0,009	1,12
10	29,5 x 39,0 x 8,0	0,009	1,44
10	29,5 x 39,0 x 8,0	0,009	1,81

CARIOCA 2,00 m

REF.: GSL0267

**FPS
100****NCM
6601.91.10****SIZES (Ø)**1,60 m
2,00 m**POLE**

alumínio

**SUMMER TRIP
2,00 m**

REF.: GSL0359

**FUN 2,00 m**

REF.: GSL0268

**POÁ 1,60m**

REF.: GSL0391

**TIE DIE 1,60 m**

REF.: GSL0407

**SPRING 1,60m**

REF.: GLS0390



PRODUCT					PACKING / EMBALAJE			
THEMED UMBRELLA	REF	GTIN 13	WEIGHT/PESO (kg)	SIZE TAMAÑO (CM) OPEN ABIERTA	UNITS UNIDADES	SIZE TAMAÑO (CM) CLOSED CERRADA	VOLUME VOLUMEN (m ³)	WEIGHT PESO (kg)
80X8 PVC - CARIOCA	GSL0263	790815540067-2	2,04	160,0 x 160,0 x 190,0	10	16,0 x 41,0 x 108,0 (cm)	0,070 m ³	21,79 (kg)
100X8 PVC - CARIOCA	GSL0267	790815540068-9	2,88	200,0 x 200,0 x 210,0	10	25,0 x 32,5 x 122,0 (cm)	0,075 m ³	30,16 (kg)
80X8 PVC - SUMMER TRIP	GSL0355	790815540071-9	2,04	160,0 x 160,0 x 190,0	10	16,0 x 41,0 x 108,0 (cm)	0,070 m ³	21,79 (kg)
100X8 PVC - SUMMER TRIP	GSL0359	790815540072-6	2,88	200,0 x 200,0 x 210,0	10	25,0 x 32,5 x 122,0 (cm)	0,075 m ³	30,16 (kg)
80X8 PVC - FUN	GSL0264	790815540073-3	2,04	160,0 x 160,0 x 190,0	10	16,0 x 41,0 x 108,0 (cm)	0,070 m ³	21,79 (kg)
100X8 PVC - FUN	GSL0268	790815540074-0	2,88	200,0 x 200,0 x 210,0	10	25,0 x 32,5 x 122,0 (cm)	0,075 m ³	30,16 (kg)
80X8 PVC - POÁ	GSL0391	790815540463-2	2,04	160,0 x 160,0 x 190,0	10	16,0 x 41,0 x 108,0 (cm)	0,070 m ³	21,79 (kg)
100X8 PVC - POÁ	GSL0403	790815540070-2	2,88	200,0 x 200,0 x 210,0	10	25,0 x 32,5 x 122,0 (cm)	0,075 m ³	30,16 (kg)
80X8 PVC - TIE DYE	GSL0407	790815540076-4	2,04	160,0 x 160,0 x 190,0	10	16,0 x 41,0 x 108,0 (cm)	0,070 m ³	21,79 (kg)
80X8 PVC - SPRING	GSL0390	790815540065-8	2,04	160,0 x 160,0 x 190,0	10	16,0 x 41,0 x 108,0 (cm)	0,070 m ³	21,79 (kg)
100X8 PVC - SPRING	GSL0402	790815540066-5	2,88	200,0 x 200,0 x 210,0	10	25,0 x 32,5 x 122,0 (cm)	0,075 m ³	30,16 (kg)

STRIPED UMBRELLAS
 SOMBRILLA RAYADA

RED 1,60 m
 REF.: GSL0574

UMBRELLA TABLE / MESA PARA SOMBRILLA
 REF.: MEP2003

BLUE 1,60 m
 REF.: GSL0573

YELLOW 1,60 m
 REF.: GSL0572

PRODUCT					PACKING / EMBALAJE			
STRIPPED UMBRELLA	REF	GTIN 13	WEIGHT/PESO (kg)	SIZE TAMAÑO (CM) OPEN ABIERTA	UNITS UNIDADES	SIZE TAMAÑO (CM) CLOSED CERRADA	VOLUME VOLUMEN (m ³)	WEIGHT PESO (kg)
80X8 - RED STRIPPED	GSL0574	790815540081-8	2,04	160,0 x 160,0 x 190,0	10	16,0 x 41,0 x 108,0	0,070	21,79
100X8 - RED STRIPPED	GSL0583	790815540082-5	2,88	200,0 x 200,0 x 210,0	10	25,0 x 32,5 x 122,0	0,075	30,16
80X8 - BLUE STRIPPED	GSL0573	790815540435-9	2,04	160,0 x 160,0 x 190,0	10	16,0 x 41,0 x 108,0	0,070	21,79
100X8 - BLUE STRIPPED	GSL0582	790815540080-1	2,88	200,0 x 200,0 x 210,0	10	25,0 x 32,5 x 122,0	0,075	30,16
80X8 - YELLOW STRIPPED	GSL0572	790815540077-1	2,04	160,0 x 160,0 x 190,0	10	16,0 x 41,0 x 108,0	0,070	21,79
100X8 - YELLOW STRIPPED	GSL0581	790815540079-5	2,88	200,0 x 200,0 x 210,0	10	25,0 x 32,5 x 122,0	0,075	30,16

**ROUNDED WITH
TABS 2,40m**
REF.: OMB0465



**FPS
100**

**NCM
6601.91.10**

SIZES (Ø)



2,40 m
3,00 m

POLE wood - Ø 32mm



5 COLOR OPTIONS / 5 OPCIONES DE COLOR

**ROUNDED WITHOUT
TABS 2,40m**
REF.: OMB0485



**FPS
100**

**NCM
6601.91.10**

SIZES (Ø)



2,00 m
2,40 m
3,00 m

POLE wood - Ø 32mm



5 COLOR OPTIONS / 5 OPCIONES DE COLOR

PRODUCT				
ROUNDED WITH TABS	REF	GTIN 13	WEIGHT/PESO (kg)	SIZE TAMAÑO (CM) OPEN ABIERTA
2,40m - YELLOW	OMB0463	790815540143-3	6,84	240,0 x 240,0 x 233,0
2,40m - ORANGE	OMB0464	790815540144-0	6,84	240,0 x 240,0 x 233,0
2,40m - ROYAL BLUE	OMB0465	790815540145-7	6,84	240,0 x 240,0 x 233,0
2,40m - LIGHT GREEN	OMB0467	790815540147-1	6,84	240,0 x 240,0 x 233,0
2,40m - PURPLE	OMB0468	790815540148-8	6,84	240,0 x 240,0 x 233,0
3,00m - YELLOW	OMB0469	790815540151-8	10,30	300,0 x 300,0 x 266,0
3,00m - ORANGE	OMB0470	790815540152-5	10,30	300,0 x 300,0 x 266,0
3,00m - ROYAL BLUE	OMB0471	790815540153-2	10,30	300,0 x 300,0 x 266,0
3,00m - LIGHT GREEN	OMB0473	790815540155-6	10,30	300,0 x 300,0 x 266,0
3,00m - PURPLE	OMB0474	790815540156-3	10,30	300,0 x 300,0 x 266,0

PACKING / EMBALAJE			
UNITS UNIDADES	SIZE TAMAÑO (CM) CLOSED CERRADA	VOLUME VOLUMEN (m ³)	WEIGHT PESO (kg)
01	16,0 x 18,5 x 135,5	0,040	7,58
01	16,0 x 18,5 x 135,5	0,040	7,58
01	16,0 x 18,5 x 135,5	0,040	7,58
01	16,0 x 18,5 x 135,5	0,040	7,58
01	16,0 x 18,5 x 135,5	0,040	7,58
01	16,0 x 16,5 x 166,5	0,044	10,81
01	16,0 x 16,5 x 166,5	0,044	10,81
01	16,0 x 16,5 x 166,5	0,044	10,81
01	16,0 x 16,5 x 166,5	0,044	10,81
01	16,0 x 16,5 x 166,5	0,044	10,81

PRODUCT				
DOUBLE LADDER FIBERGLASS	REF	GTIN 13	WEIGHT/PESO (kg)	SIZE TAMAÑO (CM) OPEN ABIERTA
2,00 - WHITE	OMB0274	790815540124-2	5,12	200,0 x 200,0 x 233,0
2,00 - YELLOW	OMB0475	790815540125-9	5,12	200,0 x 200,0 x 233,0
2,00 - ORANGE	OMB0476	790815540126-6	5,12	200,0 x 200,0 x 233,0
2,00 - ROYAL BLUE	OMB0477	790815540127-3	5,12	200,0 x 200,0 x 233,0
2,00 - LIGHT GREEN	OMB0479	790815540129-7	5,12	200,0 x 200,0 x 233,0
2,00 - PURPLE	OMB0480	790815540130-3	5,12	200,0 x 200,0 x 233,0
2,40 - WHITE	OMB0154	790815540132-7	6,79	240,0 x 240,0 x 233,0
2,40 - YELLOW	OMB0481	790815540133-4	6,79	240,0 x 240,0 x 233,0
2,40 - ORANGE	OMB0482	790815540134-1	6,79	240,0 x 240,0 x 233,0
2,40 - ROYAL BLUE	OMB0483	790815540134-1	6,79	240,0 x 240,0 x 233,0
2,40 - LIGHT GREEN	OMB0485	790815540137-2	6,79	240,0 x 240,0 x 233,0
2,40 - PURPLE	OMB0486	790815540138-9	6,79	240,0 x 240,0 x 233,0
3,00 - WHITE	OMB0164	790815540158-7	9,60	240,0 x 240,0 x 266,0
3,00 - YELLOW	OMB0487	790815540159-4	9,60	240,0 x 240,0 x 266,0
3,00 - ORANGE	OMB0488	790815540160-0	9,60	240,0 x 240,0 x 266,0
3,00 - ROYAL BLUE	OMB0489	790815540161-7	9,60	240,0 x 240,0 x 266,0
3,00 - LIGHT GREEN	OMB0491	790815540163-1	9,60	240,0 x 240,0 x 266,0
3,00 - PURPLE	OMB0492	790815540164-8	9,60	240,0 x 240,0 x 266,0

PACKING / EMBALAJE			
UNITS UNIDADES	SIZE TAMAÑO (CM) CLOSED CERRADA	VOLUME VOLUMEN (m ³)	WEIGHT PESO (kg)
01	16,0 x 18,5 x 135,5	0,040	6,22
01	16,0 x 18,5 x 135,5	0,040	6,22
01	16,0 x 18,5 x 135,5	0,040	6,22
01	16,0 x 18,5 x 135,5	0,040	6,22
01	16,0 x 18,5 x 135,5	0,040	6,22
01	16,0 x 18,5 x 135,5	0,040	6,22
01	16,0 x 18,5 x 135,5	0,040	6,97
01	16,0 x 18,5 x 135,5	0,040	6,97
01	16,0 x 18,5 x 135,5	0,040	6,97
01	16,0 x 18,5 x 135,5	0,040	6,97
01	16,0 x 18,5 x 135,5	0,040	6,97
01	16,0 x 16,5 x 166,5	0,044	10,46
01	16,0 x 16,5 x 166,5	0,044	10,46
01	16,0 x 16,5 x 166,5	0,044	10,46
01	16,0 x 16,5 x 166,5	0,044	10,46
01	16,0 x 16,5 x 166,5	0,044	10,46

**SQUARE WITH
TABS 2,10 m**
REF.: OMB0341



**FPS
100**

**NCM
9401.79.00**

SIZES



1,65 m
2,10 m

POLE wood - Ø 32mm



5 COLOR OPTIONS / 5 OPCIONES DE COLOR

**SQUARE WITHOUT
TABS 2,10 m**
REF.: OMB0503



SIZES



1,65 m
2,10 m

POLE wood - Ø 32mm



5 COLOR OPTIONS / 5 OPCIONES DE COLOR

**KIOSK UMBRELLA
WITHOUT TABS 3X3M**
REF.: OMB0290



SIZE



3,00 m

POLE wood - Ø 45mm



3 COLOR OPTIONS / 3 OPCIONES DE COLOR

PRODUCT				
SQUARE WITH TABS	REF	GTIN 13	WEIGHT/PESO (kg)	SIZE TAMAÑO (CM) OPEN ABIERTA
1,65m - YELLOW	OMB0334	790815540093-1	4,61	1650 x 1650 x 233,0
1,65m - ORANGE	OMB0335	790815540094-8	4,61	1650 x 1650 x 233,0
1,65m - ROYAL BLUE	OMB0336	790815540095-5	4,61	1650 x 1650 x 233,0
1,65m - LIGHT GREEN	OMB0338	790815540097-9	4,61	1650 x 1650 x 233,0
1,65m - PURPLE	OMB0339	790815540098-6	4,61	1650 x 1650 x 233,0
2,10m - YELLOW	OMB0341	790815540109-9	6,48	210,0 x 210,0 x 266,0
2,10m - ORANGE	OMB0342	790815540110-5	6,48	210,0 x 210,0 x 266,0
2,10m - ROYAL BLUE	OMB0343	790815540111-2	6,48	210,0 x 210,0 x 266,0
2,10m - LIGHT GREEN	OMB0344	790815540112-9	6,48	210,0 x 210,0 x 266,0
2,10m - PURPLE	OMB0346	790815540114-3	6,48	210,0 x 210,0 x 266,0

PACKING / EMBALAJE			
UNITS UNIDADES	SIZE TAMAÑO (CM) CLOSED CERRADA	VOLUME VOLUMEN (m ³)	WEIGHT PESO (kg)
01	13,5x 14,0 x 133,0	0,025	5,19
01	13,5x 14,0 x 133,0	0,025	5,19
01	13,5x 14,0 x 133,0	0,025	5,19
01	13,5x 14,0 x 133,0	0,025	5,19
01	13,5x 14,0 x 133,0	0,025	5,19
01	16,0 x 16,5 x 166,5	0,044	7,30
01	16,0 x 16,5 x 166,5	0,044	7,30
01	16,0 x 16,5 x 166,5	0,044	7,30
01	16,0 x 16,5 x 166,5	0,044	7,30
01	16,0 x 16,5 x 166,5	0,044	7,30

PRODUCT				
SQUARE WITHOUT TABS	REF	GTIN 13	WEIGHT/PESO (kg)	SIZE TAMAÑO (CM) OPEN ABIERTA
1,65m - YELLOW	OMB0493	790815540101-3	4,54	1650 x 1650 x 233,0
1,65m - SPECIAL	OMB0148	790815540107-5	4,54	1650 x 1650 x 233,0
1,65m - ORANGE	OMB0494	790815540102-0	4,54	1650 x 1650 x 233,0
1,65m - PURPLE	OMB0498	790815540106-8	4,54	1650 x 1650 x 233,0
1,65m - LIGHT GREEN	OMB0497	790815540105-1	4,54	1650 x 1650 x 233,0
1,65m - ROYAL BLUE	OMB0495	790815540103-7	4,54	1650 x 1650 x 233,0
2,10m - YELLOW	OMB0499	790815540117-4	6,16	210,0 x 210,0 x 266,0
2,10m - ORANGE	OMB0500	790815540118-1	6,16	210,0 x 210,0 x 266,0
2,10m - ROYAL BLUE	OMB0501	790815540119-8	6,16	210,0 x 210,0 x 266,0
2,10m - LIGHT GREEN	OMB0503	790815540121-1	6,16	210,0 x 210,0 x 266,0
2,10m - PURPLE	OMB0504	790815540122-8	6,16	210,0 x 210,0 x 266,0

PACKING / EMBALAJE			
UNITS UNIDADES	SIZE TAMAÑO (CM) CLOSED CERRADA	VOLUME VOLUMEN (m ³)	WEIGHT PESO (kg)
01	13,5x 14,0 x 133,0	0,025	5,12
01	13,5x 14,0 x 133,0	0,025	5,12
01	13,5x 14,0 x 133,0	0,025	5,12
01	13,5x 14,0 x 133,0	0,025	5,12
01	13,5x 14,0 x 133,0	0,025	5,12
01	13,5x 14,0 x 133,0	0,025	5,12
01	16,0 x 16,5 x 166,5	0,044	6,99
01	16,0 x 16,5 x 166,5	0,044	6,99
01	16,0 x 16,5 x 166,5	0,044	6,99
01	16,0 x 16,5 x 166,5	0,044	6,99
01	16,0 x 16,5 x 166,5	0,044	6,99

PRODUCT				
KIOSK UMBRELLA	REF	GTIN 13	WEIGHT/PESO (kg)	SIZE TAMAÑO (CM) OPEN ABIERTA
3MX3M	OMB0290	790815540101-3	8,25	300,0 x 300,0 x 295,0

PACKING / EMBALAJE			
UNITS UNIDADES	SIZE TAMAÑO (CM) CLOSED CERRADA	VOLUME VOLUMEN (m ³)	WEIGHT PESO (kg)
01	---	---	---

SIZES (Ø)

1,40 m
1,60 m
1,80 m
2,00 m

POLE

aluminium
wood



**UMBRELLA
SOMBRILLA**

TAMANHOS (Ø)

ROUNDED WITH TABS 2,40 m
3,00 m
ROUNDED WITHOUT TABS 2,00 m
2,40 m
3,00 m
SQUARE WITH TABS 1,65 m
2,10 m
SQUARE WITHOUT TABS 1,65 m
2,10 m
KIOSK 3,00 m



**ITALIAN STYLE
UMBRELLA**



**BEACH CHAIR
SILLA DE PLAYA**



**PANTOGRAPHIC
ASSEMBLY**



www.botafogo.ind.br

Estrada RJ 127 - Lote 08 - Parte Loteamento Industrial
Lages - Paracambi - RJ - CEP: 26600-000 - Phone: (+55) 21 2683-8450

